




# “Buildings of London”





Paintings are generally approximately 285mm x 285mm. Double spreads approximately 285mm (H) x 570mm (W). Sizes exclude mount and frame.

All prices include white mount and white box frame, except where noted.

All paintings are the original artwork used for the book “Buildings of London” except where noted as prints.



Photographic limited edition prints measure 300mm x 300mm. All images are copyright Roger FitzGerald.

IMAGE	TITLE	PRICE (£)
	Front and back cover (double spread) (front only shown) Westminster Abbey	Original N.F.S.  Prints (detail) 75
	Inside front cover West End map	225
	City skyline from The Monument	250





	<p>Tower of London from South Bank</p>	<p>300</p>
	<p>Southwark Cathedral</p>	<p>200</p>
	<p>Rotherhithe</p>	<p>200</p>
	<p>Tower Bridge</p>	<p>300</p>







	King's Cross (double spread)	500
	Arnos Grove	125
	Blackheath	225
	Wormwood Scrubs	125
	Palace of Westminster from the Thames (double spread)	400


 A painting of the St James's Palace gatehouse, a large red brick building with a central clock tower and multiple windows.	<p>St James's Palace gatehouse</p>	<p>225</p>
 A painting of the Hampton Court Palace gatehouse, a red brick building with a central clock tower and a small dome.	<p>Hampton Court Palace: Anne Boleyn's Gatehouse</p>	<p>225</p>
 A painting of Lincoln's Inn, a large red brick building with many windows and a green door.	<p>Lincoln's Inn</p>	<p>200</p>
 A painting of the Royal Courts of Justice, a large Gothic-style building with a central clock tower and a red double-decker bus in the foreground.	<p>Royal Courts of Justice</p>	<p>275</p>



	Westminster Cathedral	275
	Christ Church Spitalfields	150
	St Paul's Cathedral	275
	John Snow pub	100 With mount only: not framed


	<p>Royal Exchange</p>	<p>200</p>
	<p>Mansion House</p>	<p>NFS</p>
	<p>Shad Thames</p>	<p>NFS Prints 75</p>
	<p>Panorama of The City from Waterloo Bridge (double spread)</p>	<p>450</p>





Guildhall

150  
With mount only:  
not framed




Regent's Canal, Camden Lock

300







Borough Market

300











Leadenhall Market

300


	<p>Roupell Street</p>	<p>200</p>
	<p>Lord North Street</p>	<p>200</p>
	<p>Berkeley Square</p>	<p>200</p>
	<p>Sir John Soane's House and Museum</p>	<p>175</p>



	48 Doughty Street: Dickens' House	200
	Bywater Street, Chelsea	175
	St Pancras Hotel	300
	The Red House, Bexleyheath	225

	<p>Bedford Park</p>	<p>200</p>
	<p>Pepys Road, Telegraph Hill, New Cross</p>	<p>225</p>
	<p>Little Venice</p>	<p>225</p>
	<p>Boundary Street Estate</p>	<p>200</p>





Dorchester Hotel, Park Lane

150  
With mount only:  
not framed




Hampstead Garden Suburb

250







Board School

150









Tate Modern

350



	<p>Victoria and Albert Museum</p>	<p>300</p>
	<p>Palace Theatre, Cambridge Circus</p>	<p>350</p>
	<p>Royal Albert Hall</p>	<p>350</p>
	<p>Lords Cricket Ground</p>	<p>350</p>



	Burlington Arcade	275
	Harrods	175
	Odeon Cinema, Leicester Square	NFS
	The George, Southwark	225

	<p>All Soul's Church, Regent Street</p>	<p>225</p>
	<p>Trafalgar Square (double spread)</p>	<p>500</p>
	<p>Piccadilly Circus</p>	<p>NFS Prints 75</p>
	<p>Parliament Square</p>	<p>300</p>



	<p>Metropolitan Wharf, Wapping</p>	<p>200</p>
	<p>Map of The City</p>	<p>225</p>